

Measure of Success

Drake is more than just one of the top private universities in the Midwest.

It's one of the very best places to launch a great career before the ink is even dry on your diploma. Drake graduates' stellar outcomes are not only driven by the top notch academic and experiential opportunities they receive at Drake, but from extraordinary, customized preparation for success—**Just ask the class of 2023!**

4

YEARS TO DEGREE

86.3% of students earned their degree in 4 years*

*Students who began and completed their bachelor's degree at Drake

#1

IN IOWA

AMONG BACHELOR-GRANTING INSTITUTIONS FOR ALUMNI **MEDIAN SALARY** 10 YEARS AFTER ENROLLING.
(Dept. of Education College Scorecard)

For Associate Degree Recipients

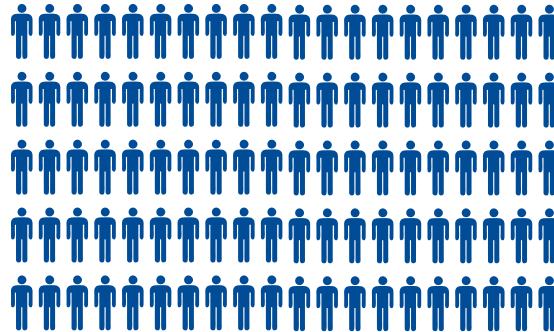
Accomplishment Rate:

100%

Associate degree recipients are employed, enrolled in a bachelor program or professional school, or involved in an activity related to their professional goals.

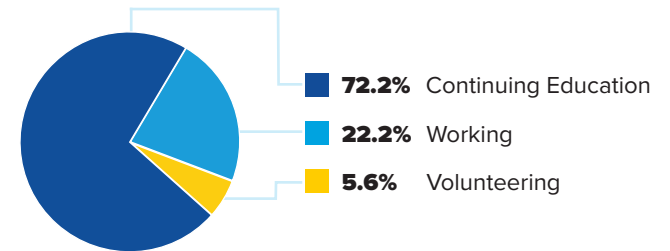
Knowledge Rate (aka Response Rate): 94.7%

The national response rate average is 43.1%.



Where did they land?

Accomplishment Rate for Associate Degree Recipients



For Undergraduate Degree Recipients

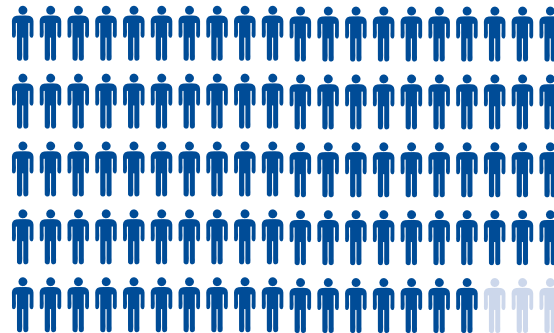
Accomplishment Rate:

97.3%

Undergraduate degree recipients are employed, enrolled in graduate or professional school, or involved in an activity related to their professional goals.

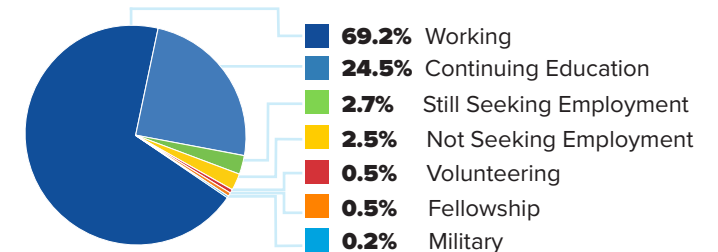
Knowledge Rate (aka Response Rate): 94.5%

The national response rate average is 56.7%.



Where did they land?

Accomplishment Rate for Undergraduate Degree Recipients



92.7%

of undergraduates reported **HAVING AN INTERNSHIP** or other practical experience* while at Drake, though it is not required to graduate.

*Knowledge Rate: 82.1%

BY COLLEGE OR SCHOOL

Accomplishment Rates for Undergraduate Degree Recipients

College of Arts & Sciences	96.8%
Zimpleman College of Business	99.0%
College of Pharmacy and Health Sciences	96.8%
School of Journalism & Mass Communication	96.4%
School of Education	95.7%

For Graduate Degree Recipients

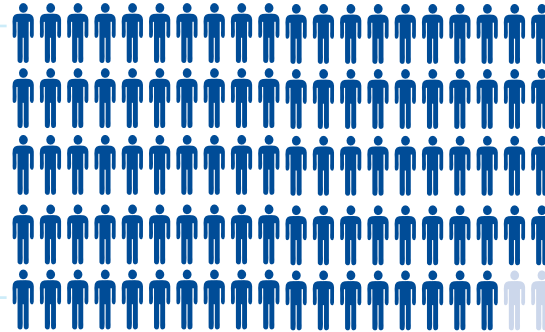
Accomplishment Rate:

98.3%

Graduate degree recipients that were employed or pursuing additional education within six months of graduation.

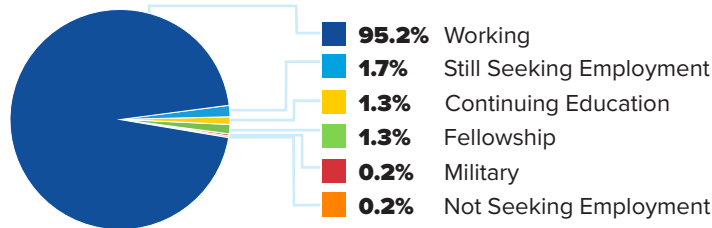
Knowledge Rate (aka Response Rate): 97.2%

The national response rate average is 46.4%.



Where did they land?

Accomplishment Rate for Graduate Degree Recipients

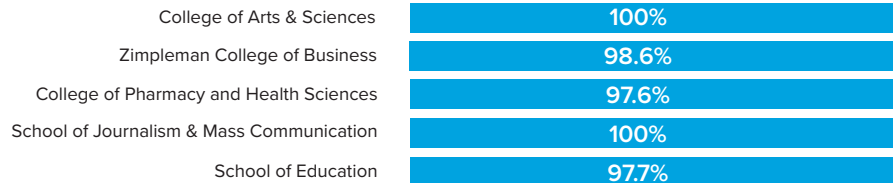


More Drake grads find success within six months, compared to the national average.

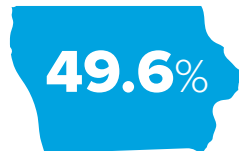
National data shows a success rate of 85.7%. That's more than 11% lower than Drake's rate of **97.3%**. Drake stats based on a 94.5% response rate, versus 56.7% national average.

BY COLLEGE OR SCHOOL

Accomplishment Rates for Graduate Degree Recipients



24_0199



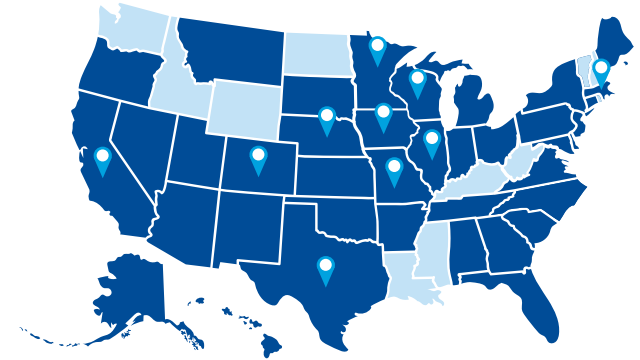
As a direct result of Drake's strong partnership with the community, and the extensive opportunities in the state, **49.6%** remained in Iowa.

*Based on response rate of 82.5%

Where the Drake Class of 2023 Found Success:

40 STATES

The greatest number of bachelor's degree graduates chose to locate in **California, Colorado, Illinois, Iowa, Massachusetts, Minnesota, Missouri, Nebraska, Texas, and Wisconsin.**



12 COUNTRIES



Graduates found opportunities outside the United States through employment, education, and service in **Albania, Bolivia, France, Germany, Ireland, Japan, Malaysia, Senegal, South Korea, Spain, the United Kingdom of Great Britain and Northern Ireland, and the United States of America.**

The accomplishment rate is defined as the percentage of graduates who are employed, enrolled in graduate or professional school, involved in an activity related to professional goals (internship, volunteerism, residency, fellowship, or pursuit of second bachelor degree), or elected not to pursue professional goals at this time. Data collection began at commencement in December 2022 and May 2023 and was completed in early January 2024.